

## STUDENT REGISTRATION INSTRUCTIONS

Global Market Potential & Strategy Online (GMPSO)

<http://gmppo.com>

A student can register at GMPSO **after** the Instructor creates a Course and Section. GMPSO Registration requires a Purchase Code can be obtained in one of two way.

- 1) Obtaining a Purchase Code by making payment via the PayPal Gateway with a Credit Card.
- 2) Using a valid Purchase Code obtained from the Student's Instructor.

### REGISTRATION USING A CREDIT CARD

The Student can obtain a Purchase code by paying the user fee with a Credit Card through the PayPal Gateway. (After the Instructor has created a Course and Section.) Once payment is made, GMPSO will send a Purchase Code to the email address used for the PayPal transaction.

The Student must create a PayPal account if does not have one. This is for the Student and PayPal to track the purchase. Once the PayPal account is made, any credit card can be used to pay.

#### Step 1

Click "Register" button on the Home Page.

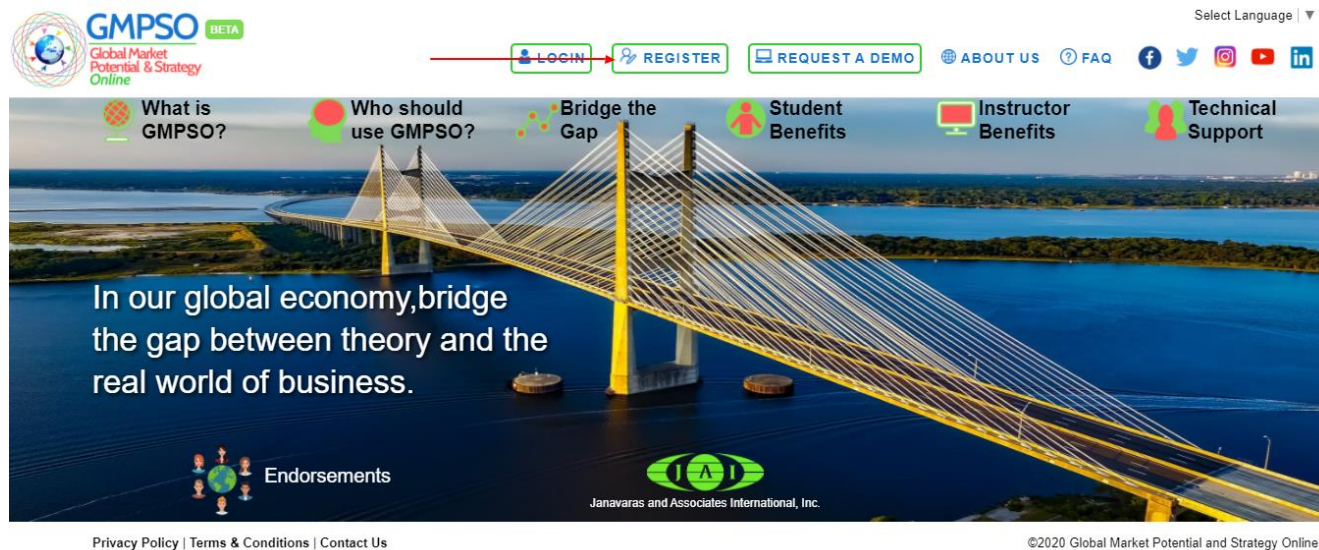


Fig 1

## Step 2

Click on Student Registration.

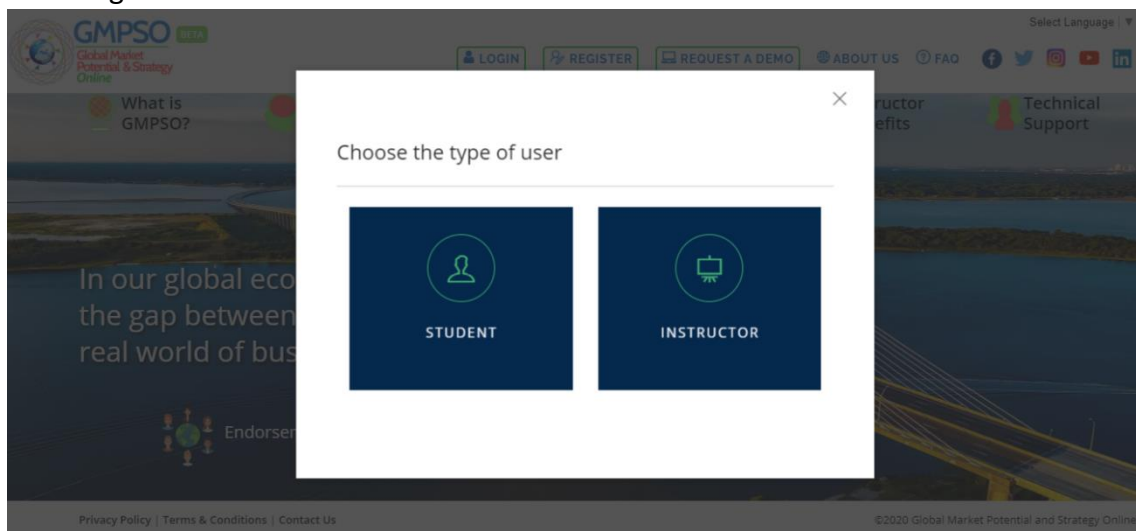


Fig 2

## Step 3

Choose “Register using Credit card” option and fill in the details. Once all the details are filled in, click “Buy Now”. The Student will be redirected to the PayPal Gateway.

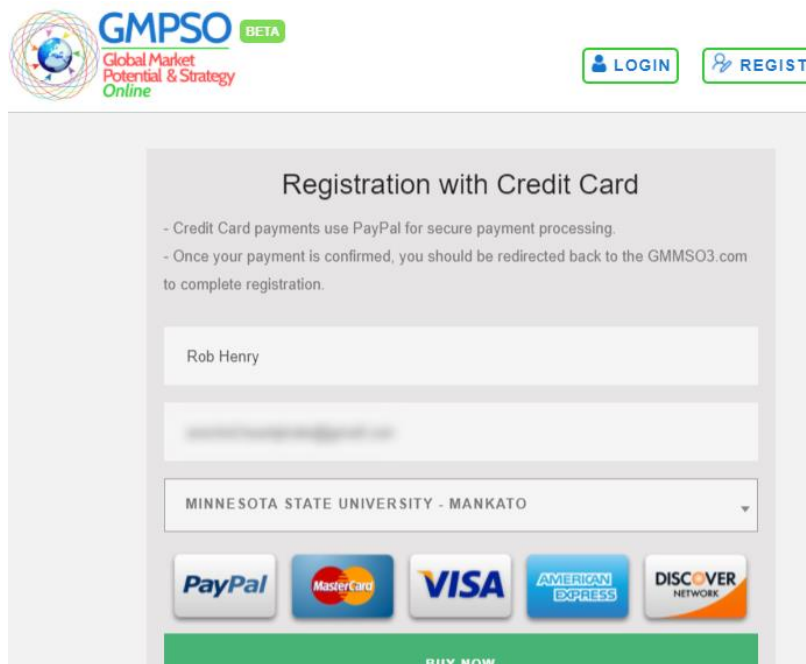
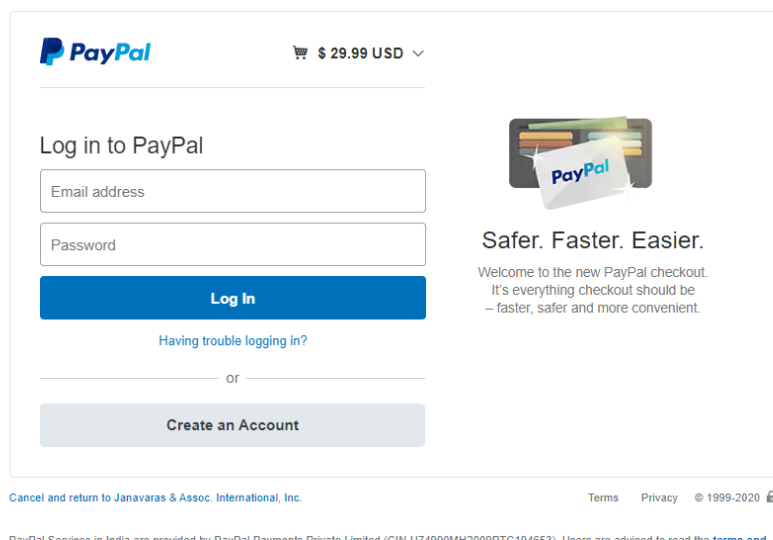


Fig 3

## Step 4

At the PayPal login page, enter the PayPal login credentials (or Create an Account to use the Gateway) and make the payment by clicking “Pay Now”.

Janavaras & Assoc. International, Inc.



PayPal

🛒 \$ 29.99 USD

Log in to PayPal

Email address

Password

**Log In**

[Having trouble logging in?](#)

or

**Create an Account**

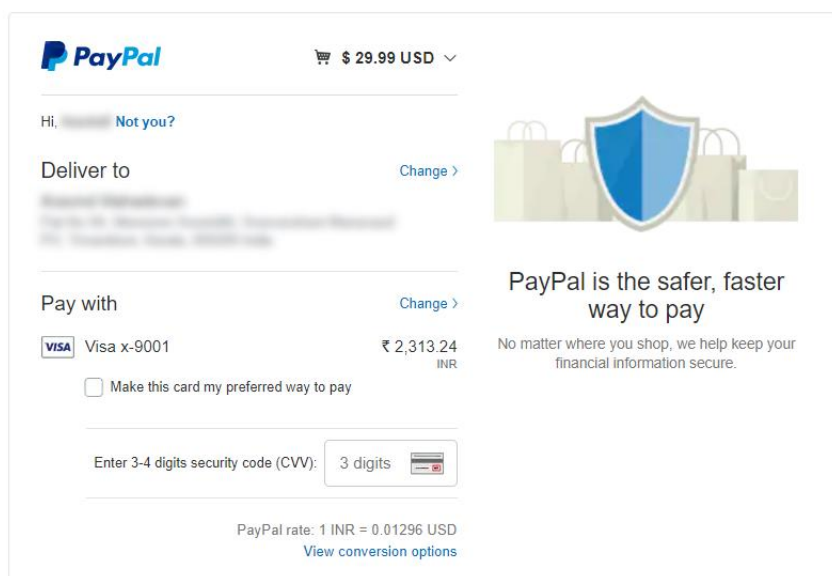
Safer. Faster. Easier.

Welcome to the new PayPal checkout.  
It's everything checkout should be  
– faster, safer and more convenient.

[Cancel and return to Janavaras & Assoc. International, Inc.](#) [Terms](#) [Privacy](#) © 1999-2020

Fig 4

Janavaras & Assoc. International, Inc.



PayPal

🛒 \$ 29.99 USD

Hi, [Name] [Not you?](#)

Deliver to [Change >](#)

Pay with [Change >](#)

**VISA** Visa x-9001 ₹ 2,313.24 INR

☐ Make this card my preferred way to pay

Enter 3-4 digits security code (CVV): 3 digits

PayPal rate: 1 INR = 0.01296 USD  
[View conversion options](#)

PayPal is the safer, faster way to pay

No matter where you shop, we help keep your financial information secure.

Fig 5

## Step 5

As soon as the payment is successful the Student will be redirected to the Student Registration page (Fig7) where the Student must enter all the required details. In addition, GMP SO will send a Purchase Code to the email address used for the PayPal transaction (Fig6). Copy the Paste the Purchase Code on the Student Registration form (Fig7). Important: Your email address MUST BE your username. Click “Register” to complete the process.

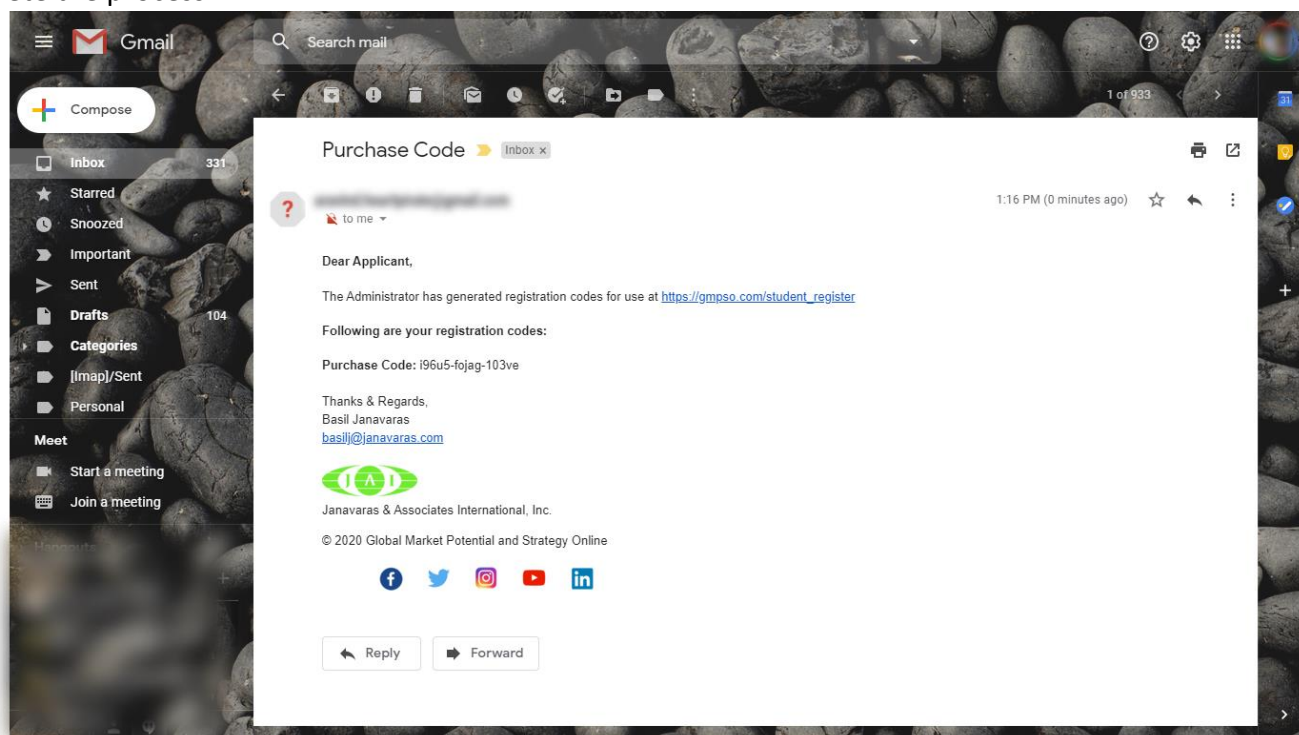


Fig 6

## STUDENT REGISTRATION

PURCHASE CODE

66wku-pabag-1pf68

VALID PURCHASE CODE

FIRST NAME

Jane

LAST NAME

Doe

PHONE

+ 1-23-1234

INSTITUTION

MINNESOTA STATE UNIVERSITY - MANKATO

INSTRUCTOR

JOHN DOE

COURSE

MARKETING AND INTERNATIONAL BUSINESS

COURSE SECTION

JUNE - DEC

ADDRESS

123 State Street

CITY

Mankato

STATE/PROVINCE

MN

COUNTRY

UNITED STATES

ZIP CODE/POSTAL CODE

56001

WEBSITE

WEBSITE

## LOGIN INFORMATION

EMAIL

doe@gmail.com

PASSWORD

\*\*\*\*\*

CONFIRM PASSWORD

\*\*\*\*\*

☐ I'm not a robot



[Privacy](#) [Terms](#)

REGISTER

Fig 7

### Step 7

After successful registration, the Student will see a confirmation message. Click on the “Go Back Home” box to return to the Home Page to log in.

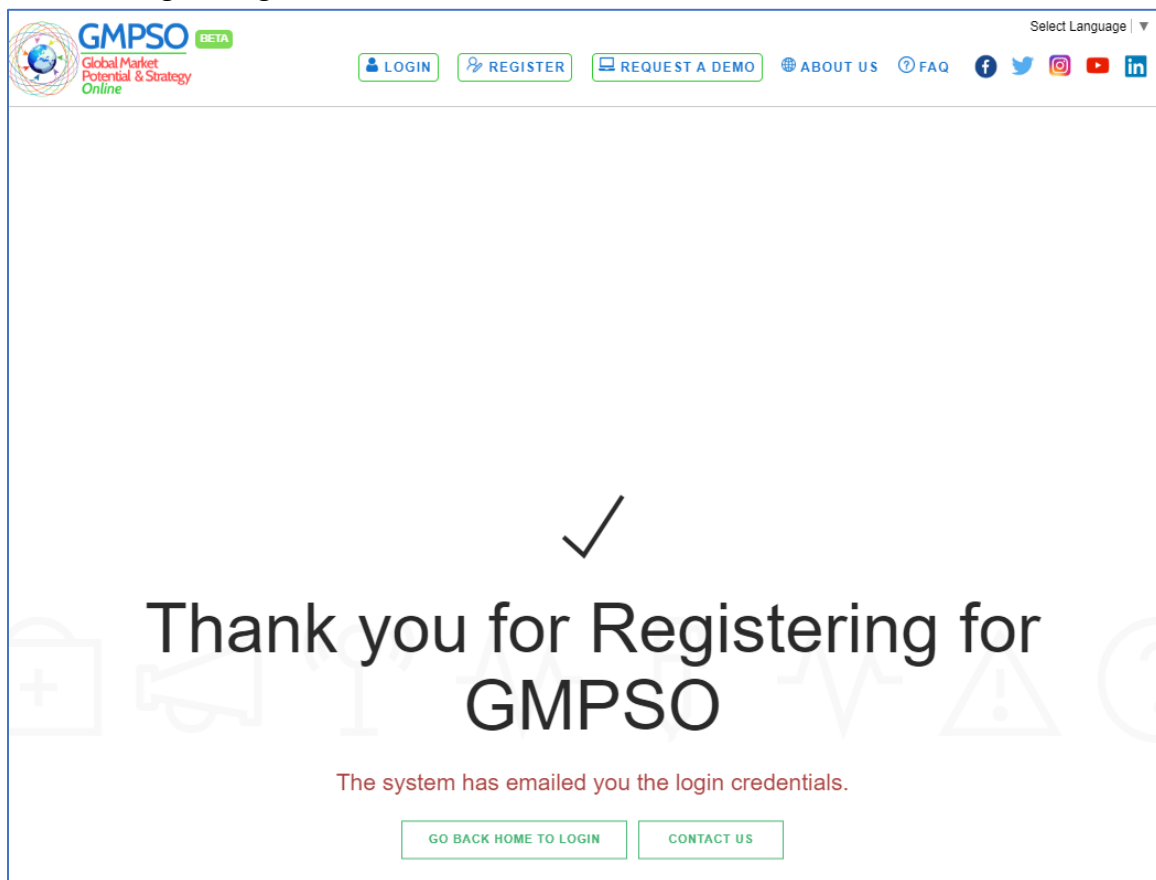


Fig 8



Login credentials will be emailed to the GMP SO registered email address. The Student may want to save this email for future reference.

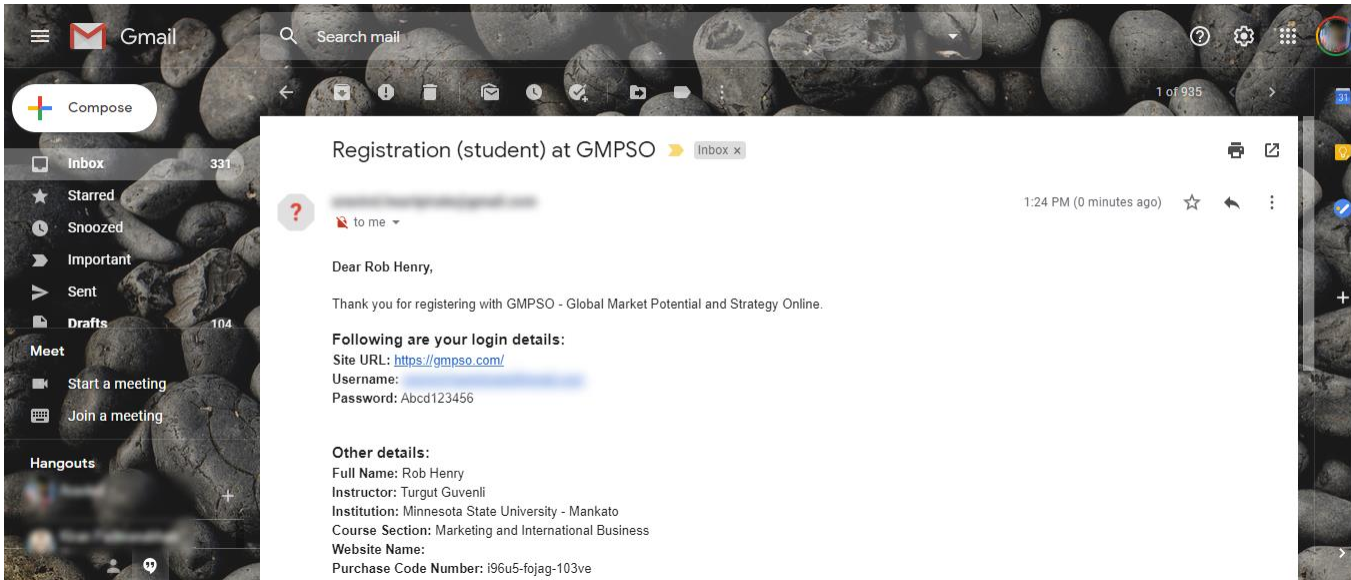


Fig 9

## REGISTRATION WITH A PURCHASE CODE

A student can register at GMP SO with a valid Purchase code provided by the Instructor.

### Step 1

Click "Register" button on the Home Page.

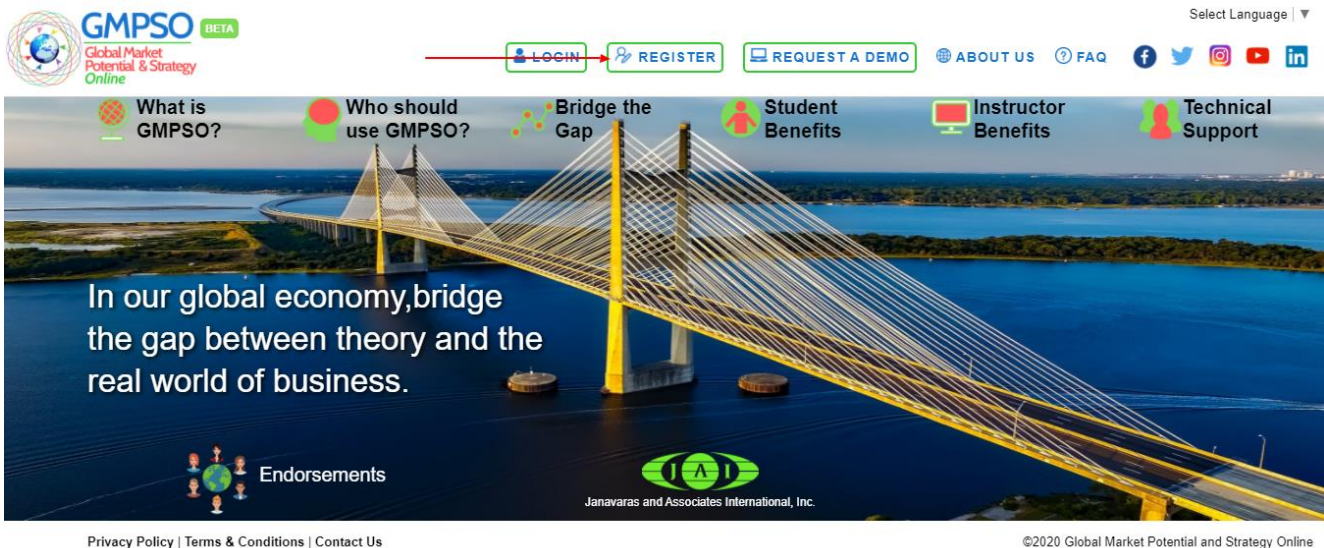


Fig 10

## Step 2

Click on Student Registration.

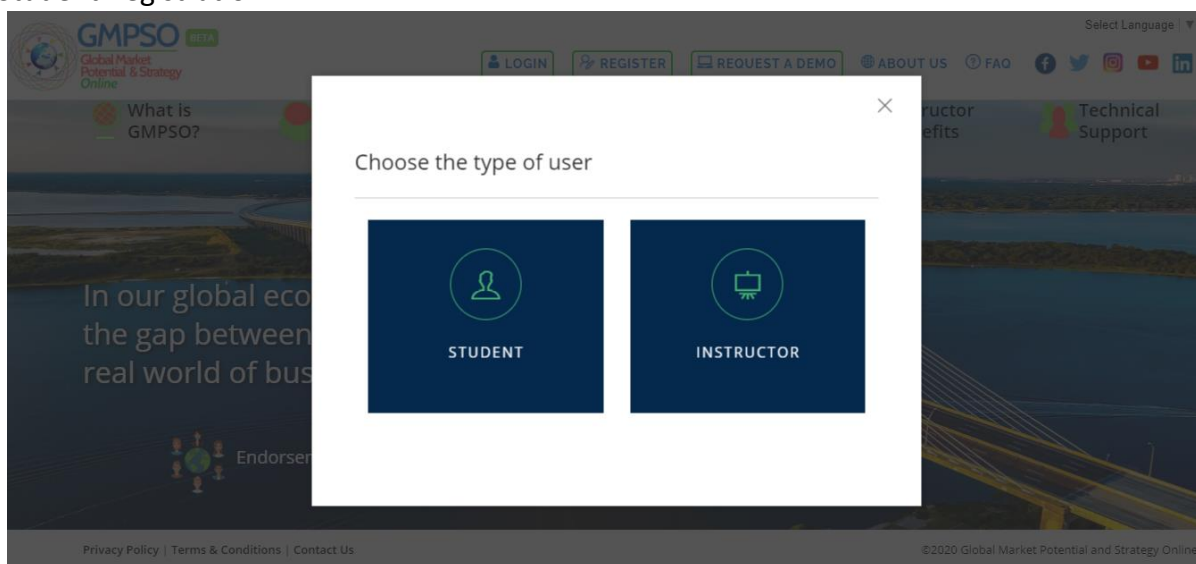


Fig 11

## Step 3

Copy and paste the valid Purchase code provided by the Instructor in the field as shown below and click "Proceed".

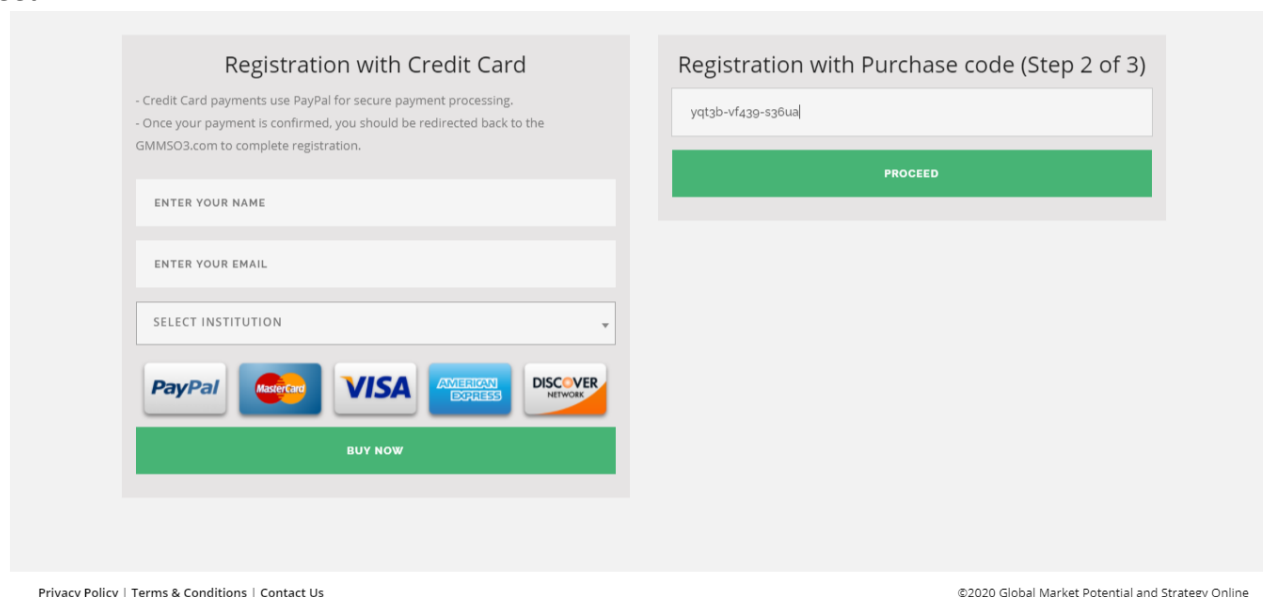


Fig 12



## Step 4

Complete all fields including your Name, E-mail address, etc. The Purchase Code, Institution, Instructor, Course, and Section should self-populate. Create a password. Click “Register” to complete the registration. Important: Your email address **MUST BE** your username.

PURCHASE CODE

yqt3b-vf43g-s36ua

VALID PURCHASE CODE


FIRST NAME

Paul

LAST NAME

Henry

PHONE

 123456789

INSTITUTION

MINNESOTA STATE UNIVERSITY - MANKATO

INSTRUCTOR

TURGUT GUVENLI

COURSE

SELECT

COURSE SECTION

IF YOU ARE ALREADY AN EXISTING USER

CLICK HERE TO LOGIN

Fig 13

### Step 5

After successful registration, the Student will see a confirmation message. Click on the “Go Back Home” box to return to the Home Page to log in.

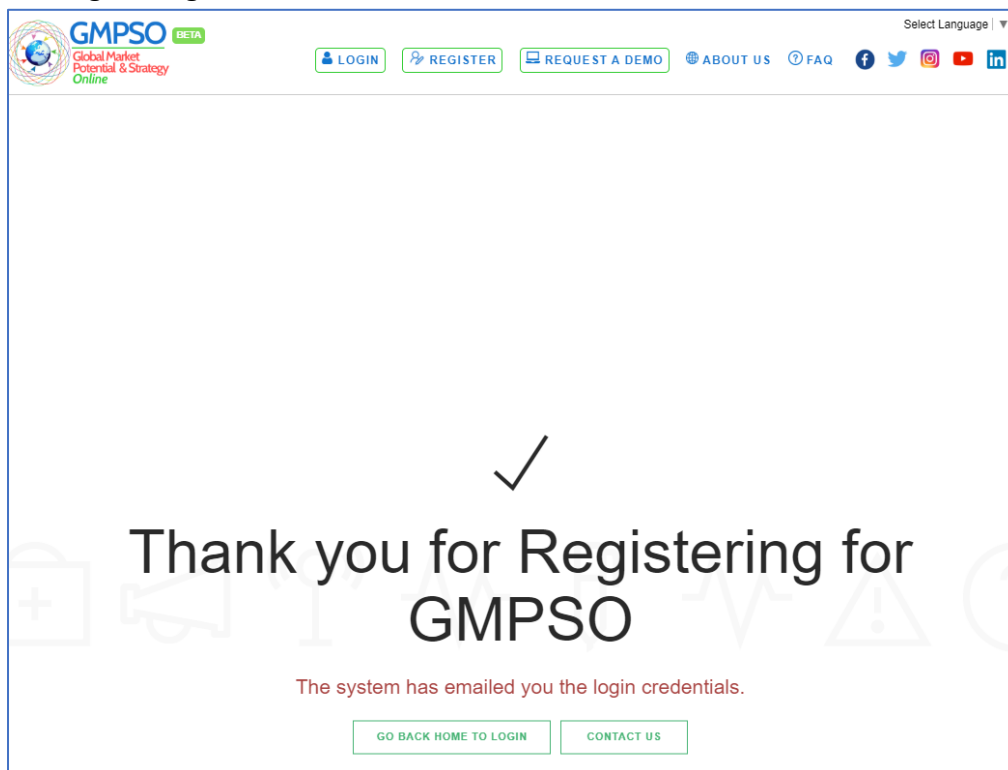


Fig 14

Login credentials will be sent to the registered GMP SO e-mail address for confirmation. The user may want to save this email for future reference.

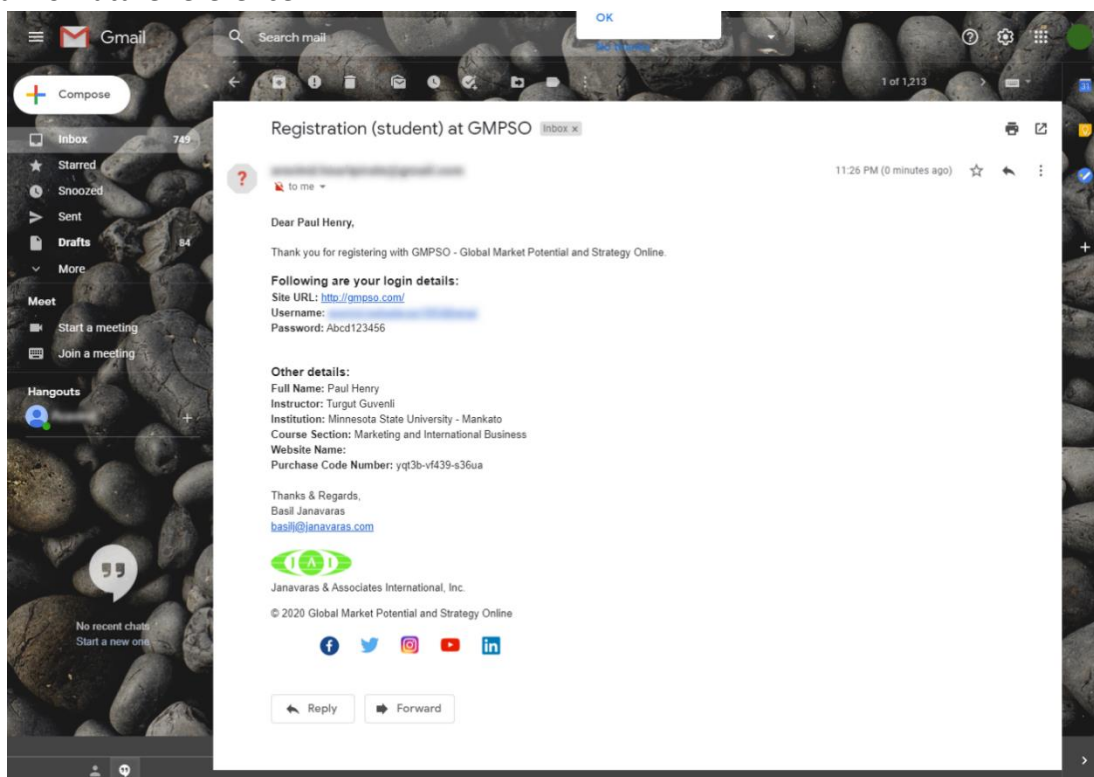


Fig 15